

Workshop Reflective Practice; Domain Knowledge

by *Gerrit Muller* University of South-Eastern Norway-NISE

e-mail: `gaudisite@gmail.com`

`www.gaudisite.nl`

Abstract

Industry master students work part-time in an engineering company. The Reflective Practice workshops are set-up to stimulate reflection about theory and practice. The workshop *Domain Knowledge* addresses the questions: What is domain knowledge, what domain knowledge is required for system design, how do I acquire domain knowledge?

Distribution

This article or presentation is written as part of the Gaudí project. The Gaudí project philosophy is to improve by obtaining frequent feedback. Frequent feedback is pursued by an open creation process. This document is published as intermediate or nearly mature version to get feedback. Further distribution is allowed as long as the document remains complete and unchanged.

September 9, 2018
status: preliminary
draft
version: 0.5

logo
TBD

Colophon

Merete Faanes from Buskerud University College created the educational flow *Reflective Practice*. Reflective Practice is a thread throughout the entire master Systems Engineering to stimulate students to relate *Education and Practice*.

These workshops are the result of the cooperation of Merete Faanes and Gerrit Muller

Make an overview of the domain knowledge that you have acquired until now.

Provide a few specific examples of such domain knowledge.

Make a list of domain knowledge that you like to acquire.

Agenda

9:00 welcome, last workshop, introduction this workshop

9:10 block 1: Business

10:20 block 2: Process and Organization

11:30 block 3: Engineering

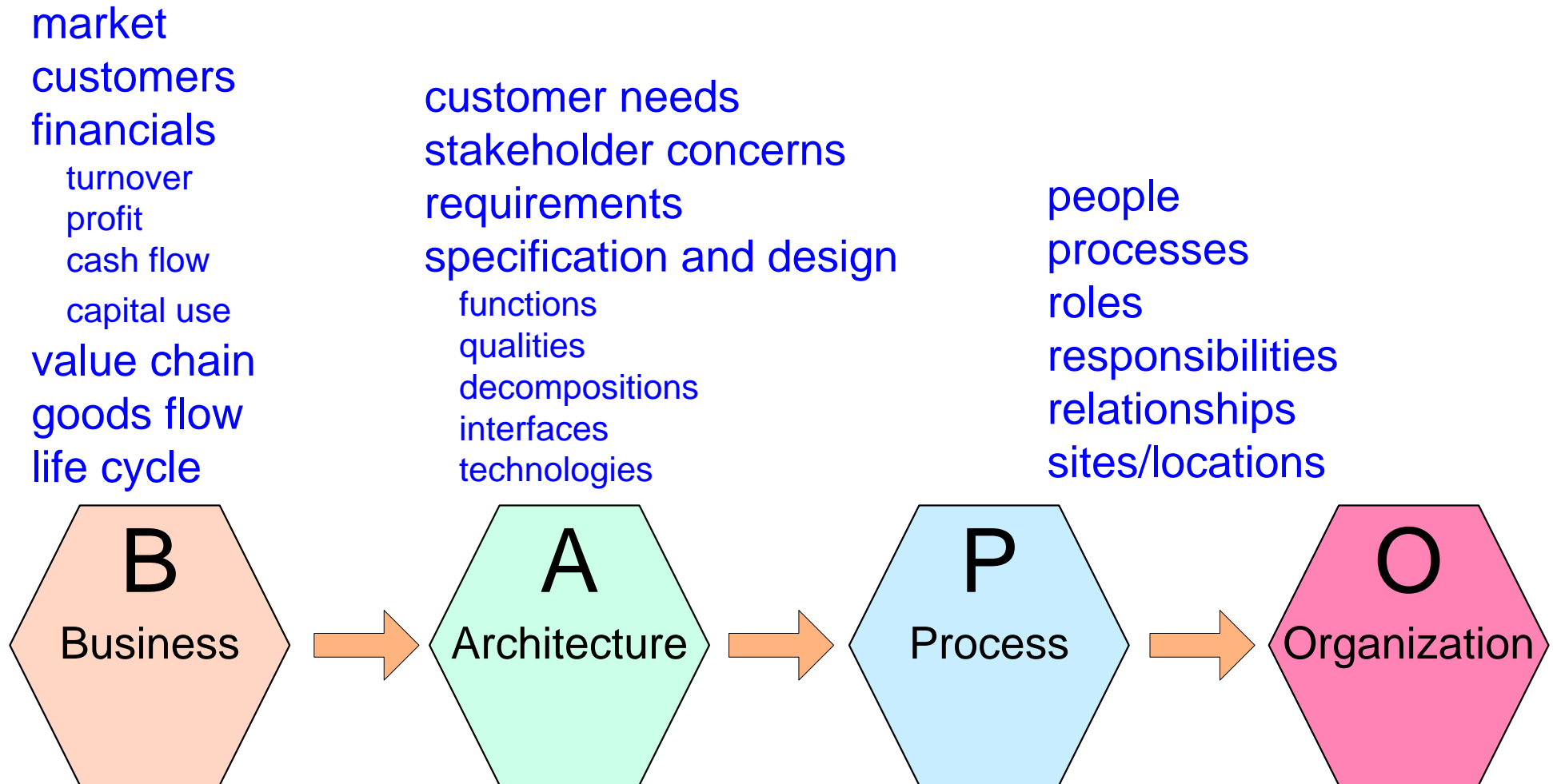
12:40 plenary discussion

12:50 pre-assignment next workshop, close

Workshop Ground Rules

- + Start individually for 5 minutes
- + Then discussion in the group
- > Let the less experienced participants start with answering

BAPO framework



From: COPA tutorial;
Philips SW conference 2001.

- + What is the Value Chain in your domain;
 - > Be specific, e.g. Names of customers and suppliers
- + What are the financial figures of merit
 - > e.g. typical product or project cost, company turnover, material cost
- + What are timing figures of merit,
 - > e.g. project duration, system life time, order lead time

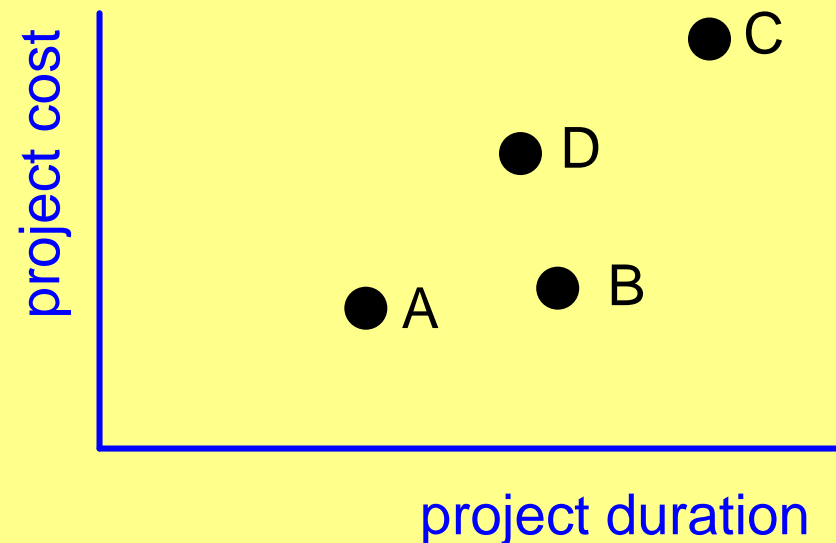
Results on flipover

Make a Scatter Plot

Read the flips of other groups.

Select two figures of merit (f.i. project cost and project duration) and make a scatter plot of all teams for these two figures.

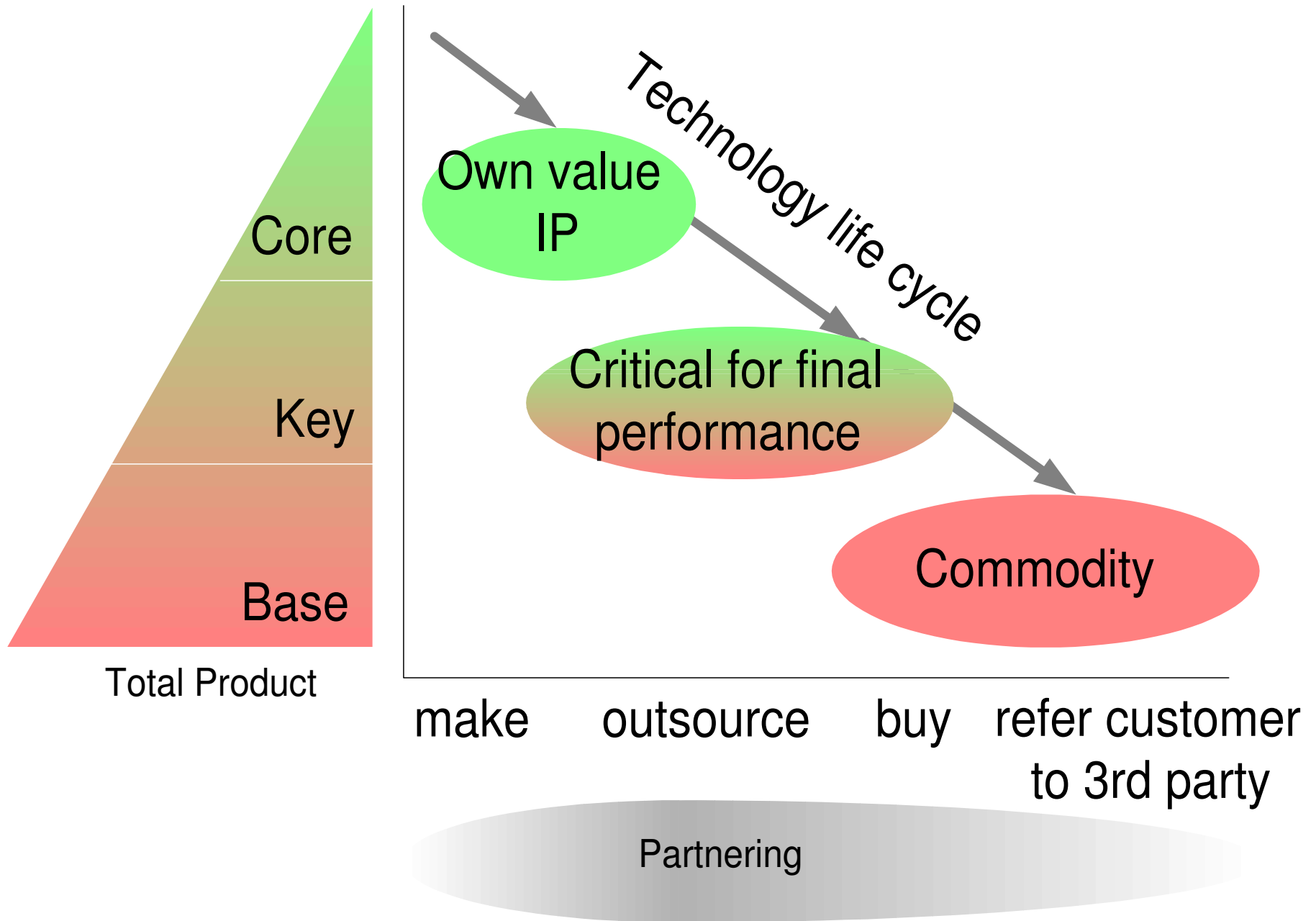
Can you explain the result?



- + Make an organogram
 - > be specific e.g. add names
- + What is the product or project process
- + What is your immediate project context
 - > be specific add names, components/functions and roles

Results on flipover

Core, Key, and Base Technologies



- + What are the key performance parameters of the system;
 - > be specific with names and numbers
- + Make a list of all involved technologies
- + Classify technologies as Core, Key or Base

results on flipover

Post-assignment

Make an architecture overview of your own system; you need this overview for the SESI course. See next slide when your system is classified or highly confidential.

The overview has to cover the following aspects:

- partitioning structure (block diagrams, Work Breakdown Structure (WBS), or Bill of Material (BoM))
- dynamic behavior (functional models, e.g. Energy, Material, or Information (EMI) flows, state diagrams, sequence diagrams, etc.)
- Key Performance Parameters of the system-of-interest (quantifications)
- the relation between parts, dynamic behavior and key performance

maximum 5 pages

Write an 1 page reflection report, discussing the workshop and the architecting assignment.

How to Cope with Confidentiality

The closer you can stay to your “real” system the more realistic and valuable the learning outcome. NISE staff treats your material as confidential. However, if your system is classified or highly confidential, then take one of the following steps (in order of preference):

- *obfuscate*: make changes to values or features to remove the confidentiality
- use past system that is similar (works only if that is not confidential)
- *transpose*: select a similar system in another domain (for example move from missile to drone)

Pre-assignment next Workshop

Fill in the pre questionnaire at

<http://www.gaudisite.nl/RPHTAquestionnairePre.doc>

Add your name to the filename when submitting it by email

We use the results of this questionnaire in anonymous form for research.

Replacing assignment; only after permission of the teacher

- do the pre-assignment and submit this to the teacher (as all other students)
- go through the workshop questions yourself
- discuss the questions and your answers with a local colleague
- write a (max) 2-page document with your answers including examples and rationale behind the answers
- send this 2-page document by mail to another student and ask for comments
- update the 2-page document
- do the post-assignment, include what the feedback of the other student changed in your thinking
- send 2-page document and post-assignment to the teacher