

Module CAFCR course info

by *Gerrit Muller* University of South-Eastern Norway-NISE

e-mail: gaudisite@gmail.com

www.gaudisite.nl

Abstract

This module provides the information about the CAFCR course: “Multi-Objective Embedded Systems Design, based on CAFCR”.

Distribution

This article or presentation is written as part of the Gaudí project. The Gaudí project philosophy is to improve by obtaining frequent feedback. Frequent feedback is pursued by an open creation process. This document is published as intermediate or nearly mature version to get feedback. Further distribution is allowed as long as the document remains complete and unchanged.

September 9, 2018

status: draft

version: 0

logo
TBD

Multi-Objective Embedded Systems design, based on CAFCR

by *Gerrit Muller* University of South-Eastern Norway-NISE

e-mail: gaudisite@gmail.com

www.gaudisite.nl

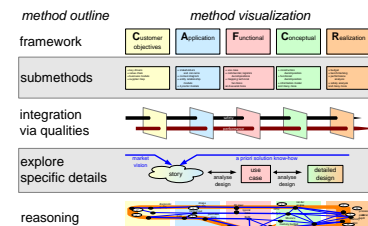
Abstract

The course Multi-Objective Embedded Systems Design, based on the CAFCR-views, is described. The program existing of 10 modules is described. The course format, iterating theory, illustration and interaction is explained. The course heavily emphasizes the practical application of the method. In every module the theory is applied on the participants products. Teams of 4 participants with the same background apply the method on their own product and report the results.

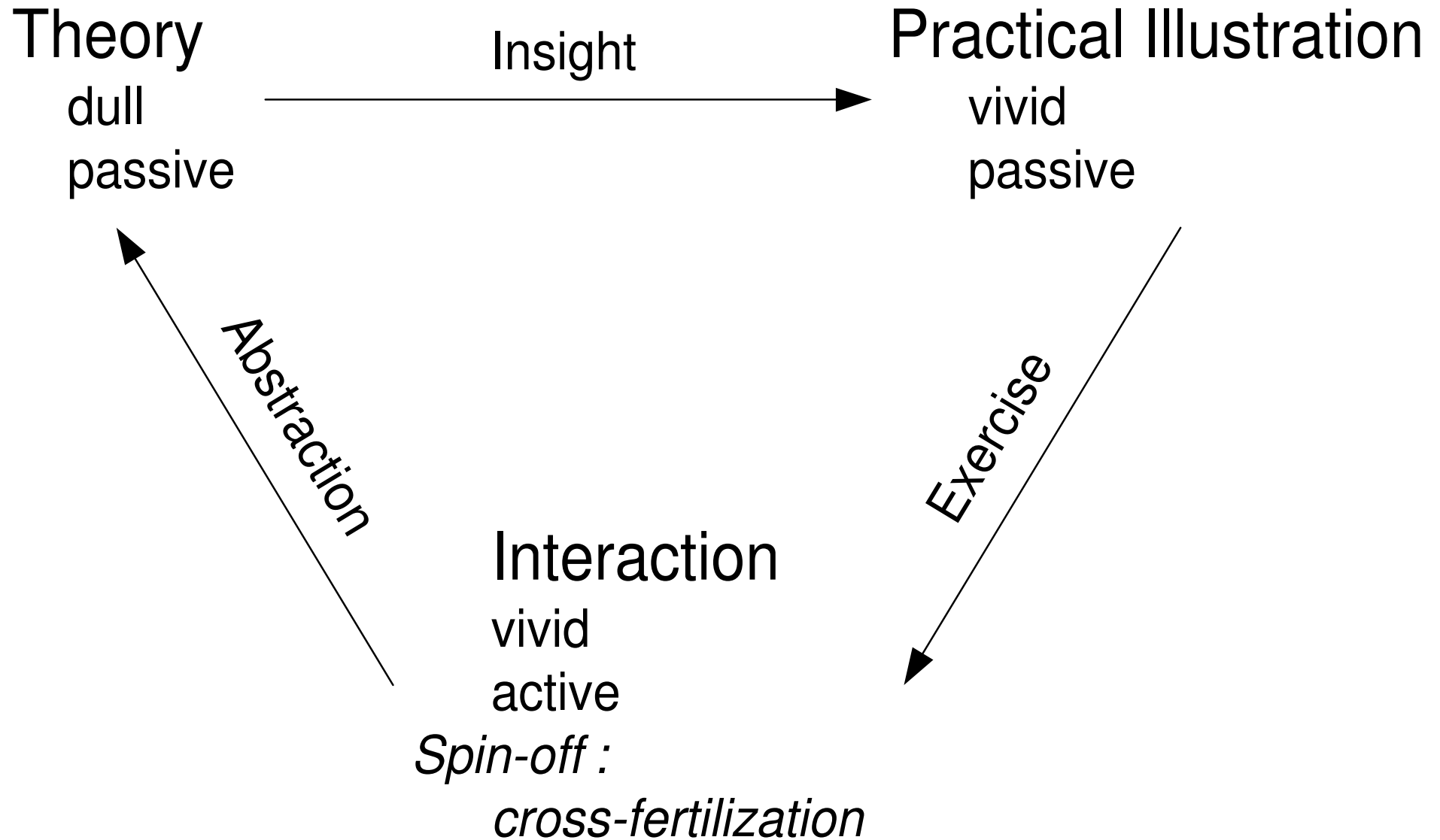
Distribution

This article or presentation is written as part of the Gaudí project. The Gaudí project philosophy is to improve by obtaining frequent feedback. Frequent feedback is pursued by an open creation process. This document is published as intermediate or nearly mature version to get feedback. Further distribution is allowed as long as the document remains complete and unchanged.

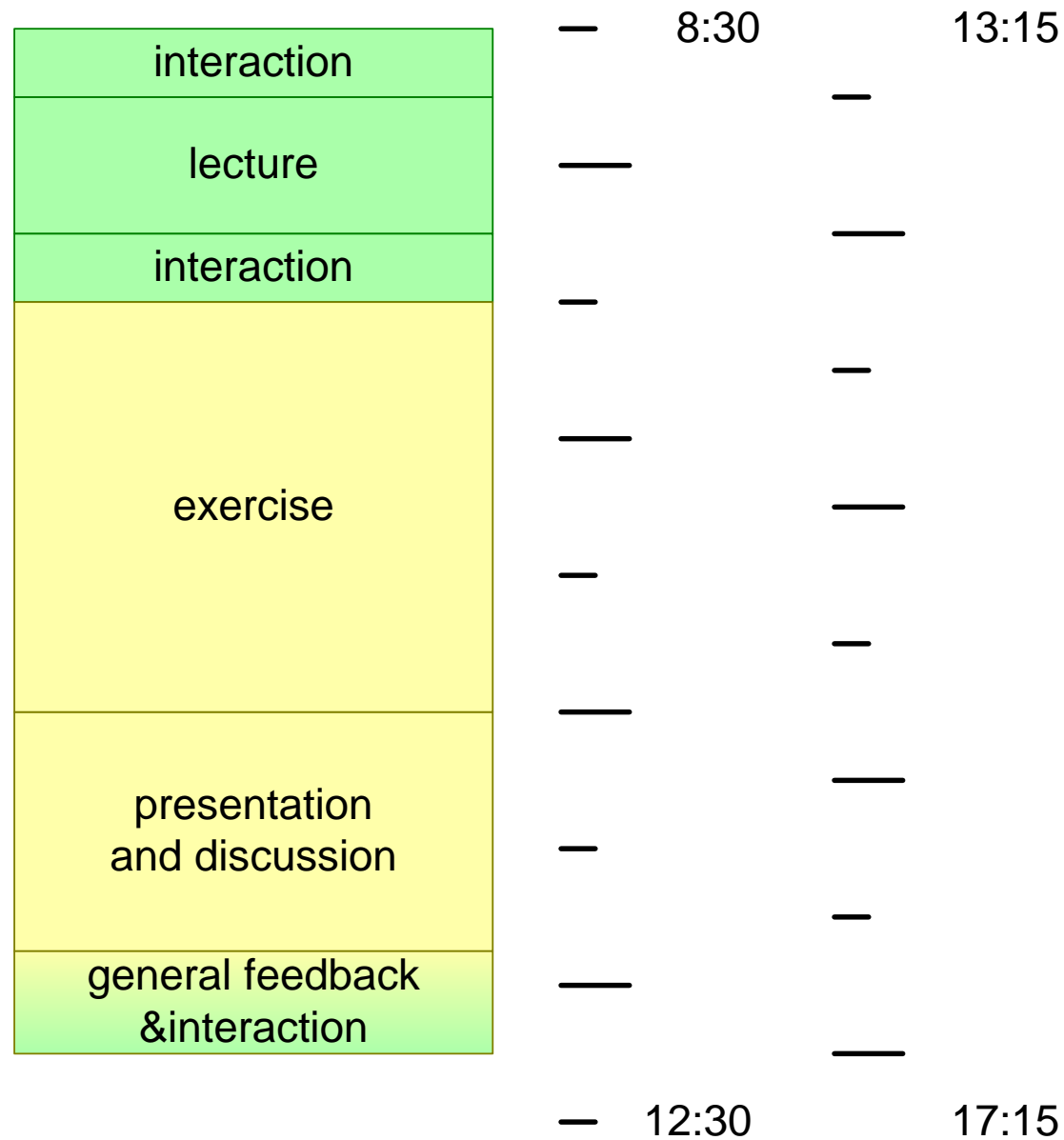
September 9, 2018
status: preliminary
draft
version: 0.1



Complementing Forms



Template of One Session



Course Program

Time	Subject
Session 1	Method overview
Session 2	Functional View
Session 3	Customer Views
Session 4	Design Views
Session 5	Story telling
Session 6	Qualities
Session 7	Customer Views (2)
Session 8	Functional View (2), Cases
Session 9	Design Views (2)
Session 10	wrap up

Rules of the Broadcast Part

- Please write your questions/remarks/statements on yellow stickers and attach them at the end on the P-flip.
These will be used in the interactive section for discussion and to increase insight.
- Short clarification questions are welcome,
Discussion will take place in the interactive part.
- Stupid questions don't exist. Learning is based on **safe** and **open** interaction.
Very individual-oriented questions can be referred to a break or after the session.

Rules of the Interactive and the Practice Part

- Your contribution is essential.
- Don't monopolize the time. Everyone, also the quiet people, should have the opportunity to contribute.
The facilitator will intervene if the contribution is limited to a small group of participants.
- Respect the contribution of others.
Opinions can't be wrong, difference of opinion is normal and called plurality.
- The course format is highly experimental and based on improvisation, constructive proposals are welcome.
It is your course! Regular evaluations will give the opportunity to influence the rest of the course.

Evaluation of the Expectations

Please write your name and expectations with a marker on one A4 page.

Describe your expectations as one-liner or in a few keywords.

These pages will be displayed on the wall of the room.

At the end of the course we will look back on these expectations, with the purpose of two-way learning.