

Modeling and Analysis: Budgeting

by *Gerrit Muller* TNO-ESI, HSN-NISE

e-mail: gaudisite@gmail.com

www.gaudisite.nl

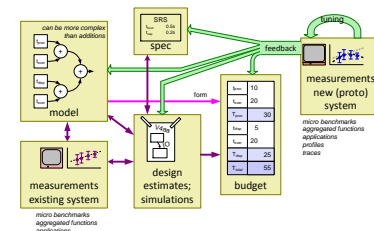
Abstract

This presentation addresses the fundamentals of budgeting: What is a budget, how to create and use a budget, what types of budgets are there. What is the relation with modeling and measuring.

Distribution

This article or presentation is written as part of the Gaudí project. The Gaudí project philosophy is to improve by obtaining frequent feedback. Frequent feedback is pursued by an open creation process. This document is published as intermediate or nearly mature version to get feedback. Further distribution is allowed as long as the document remains complete and unchanged.

June 5, 2018
status: preliminary
draft
version: 1.0



content of this presentation

What and why of a budget

How to create a budget (decomposition, granularity, inputs)

How to use a budget

What is a Budget?

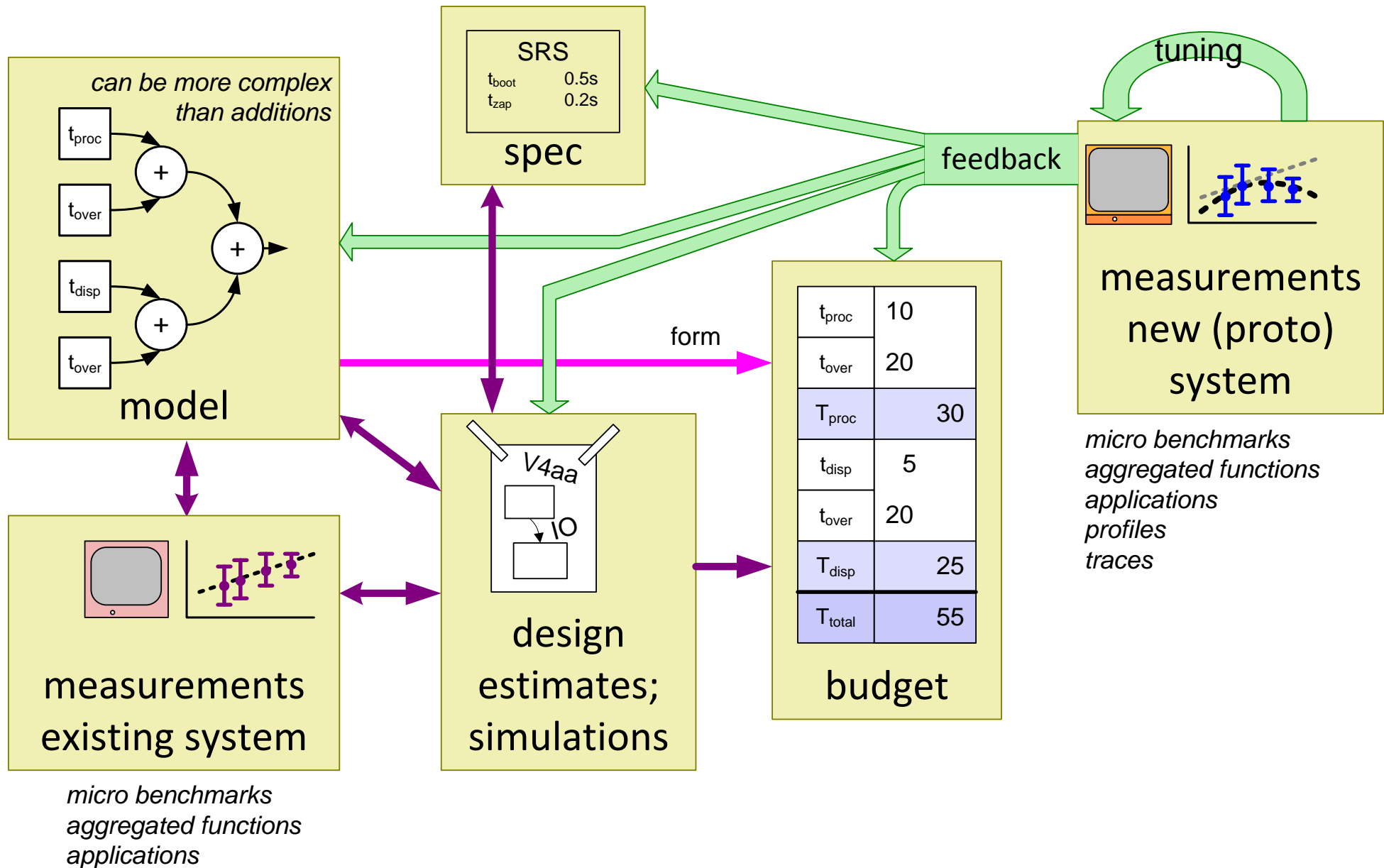
*A budget is
a quantified instantiation of a model*

*A budget can
prescribe or describe the contributions
by parts of the solution
to the system quality under consideration*

Why Budgets?

- to make the design explicit
- to provide a baseline to take decisions
- to specify the requirements for the detailed designs
- to have guidance during integration
- to provide a baseline for verification
- to manage the design margins explicitly

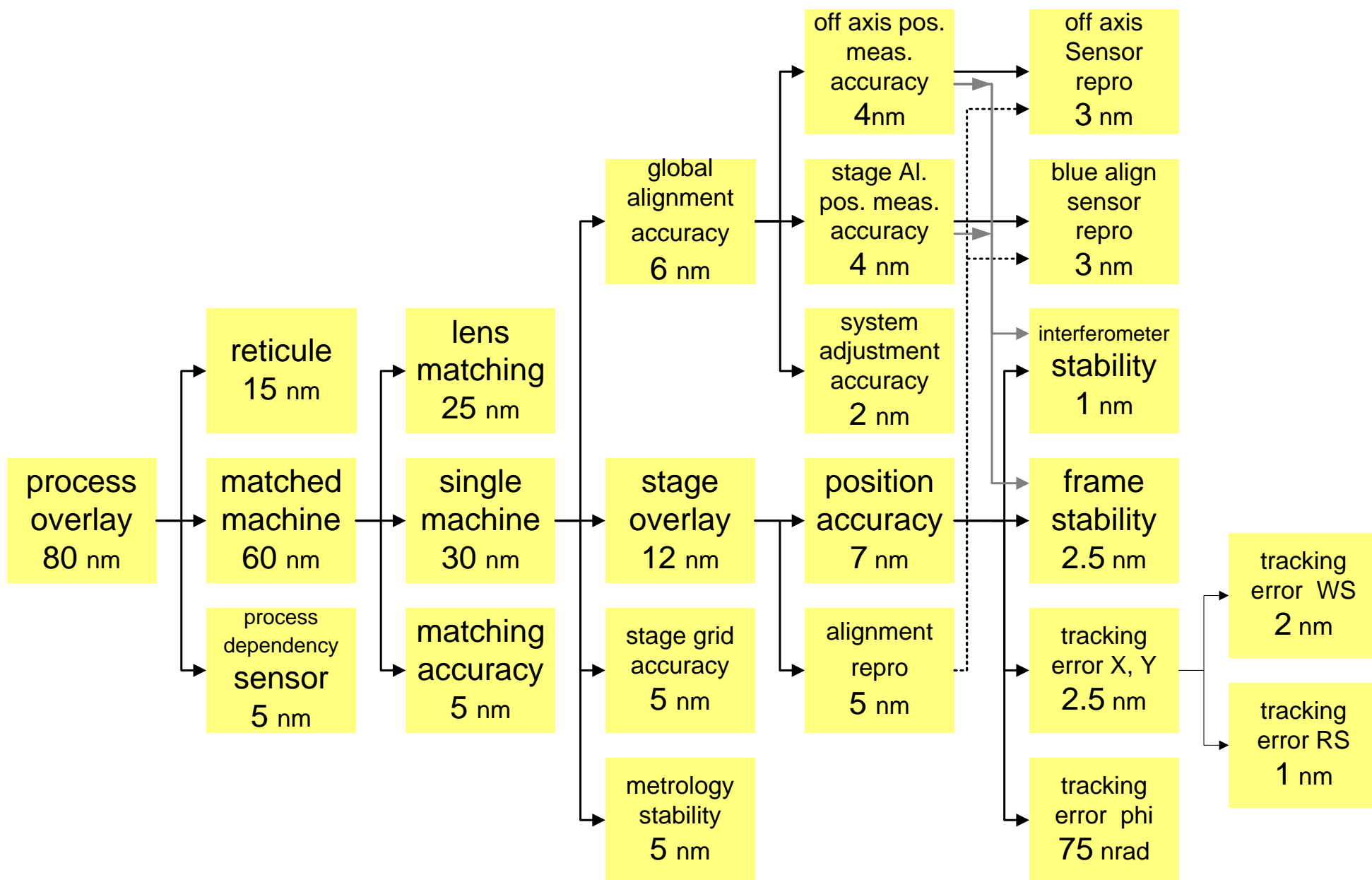
Visualization of Budget Based Design Flow



Stepwise Budget Based Design Flow

step	example
1A measure old systems	micro-benchmarks, aggregated functions, applications
1B model the performance starting with old systems	flow model and analytical model
1C determine requirements for new system	response time or throughput
2 make a design for the new system	explore design space, estimate and simulate
3 make a budget for the new system:	models provide the structure measurements and estimates provide initial numbers specification provides bottom line
4 measure prototypes and new system	micro-benchmarks, aggregated functions, applications profiles, traces
5 Iterate steps 1B to 4	

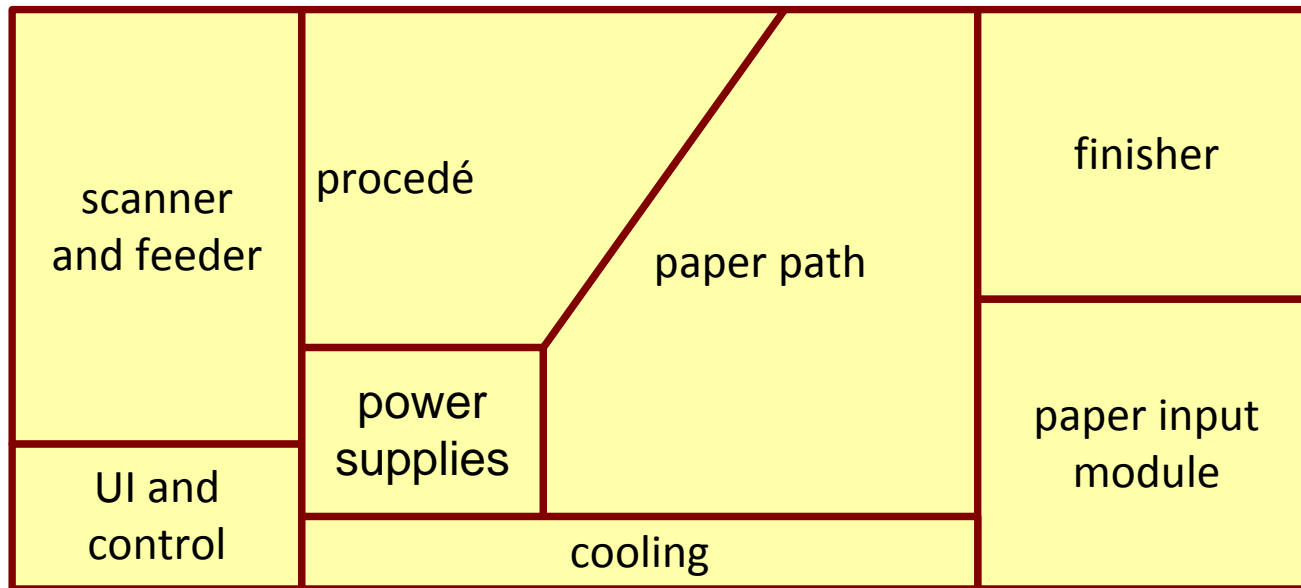
Budgets Applied on Waferstepper Overlay



Budgets Applied on Medical Workstation Memory Use

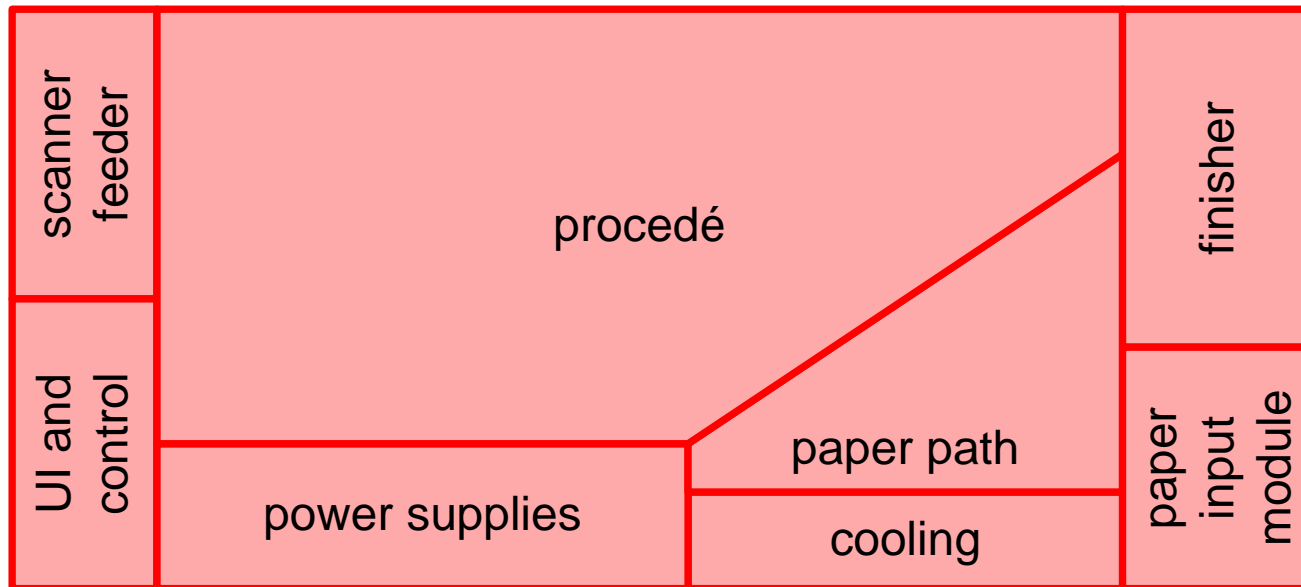
<i>memory budget in Mbytes</i>	code	obj data	bulk data	total
shared code	11.0			11.0
User Interface process	0.3	3.0	12.0	15.3
database server	0.3	3.2	3.0	6.5
print server	0.3	1.2	9.0	10.5
optical storage server	0.3	2.0	1.0	3.3
communication server	0.3	2.0	4.0	6.3
UNIX commands	0.3	0.2	0	0.5
compute server	0.3	0.5	6.0	6.8
system monitor	0.3	0.5	0	0.8
application SW total	13.4	12.6	35.0	61.0
UNIX Solaris 2.x				10.0
file cache				3.0
total				74.0

Power Budget Visualization for Document Handler



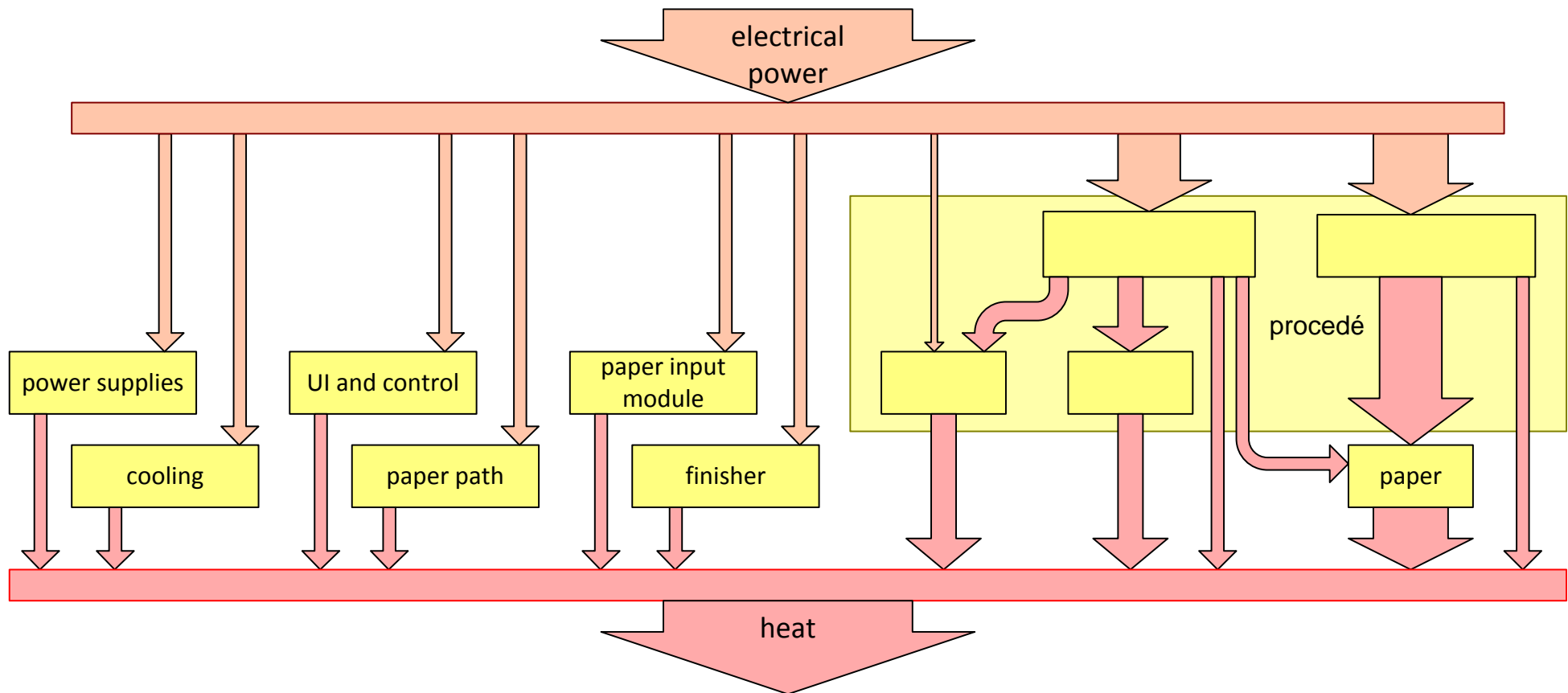
legend

physical layout

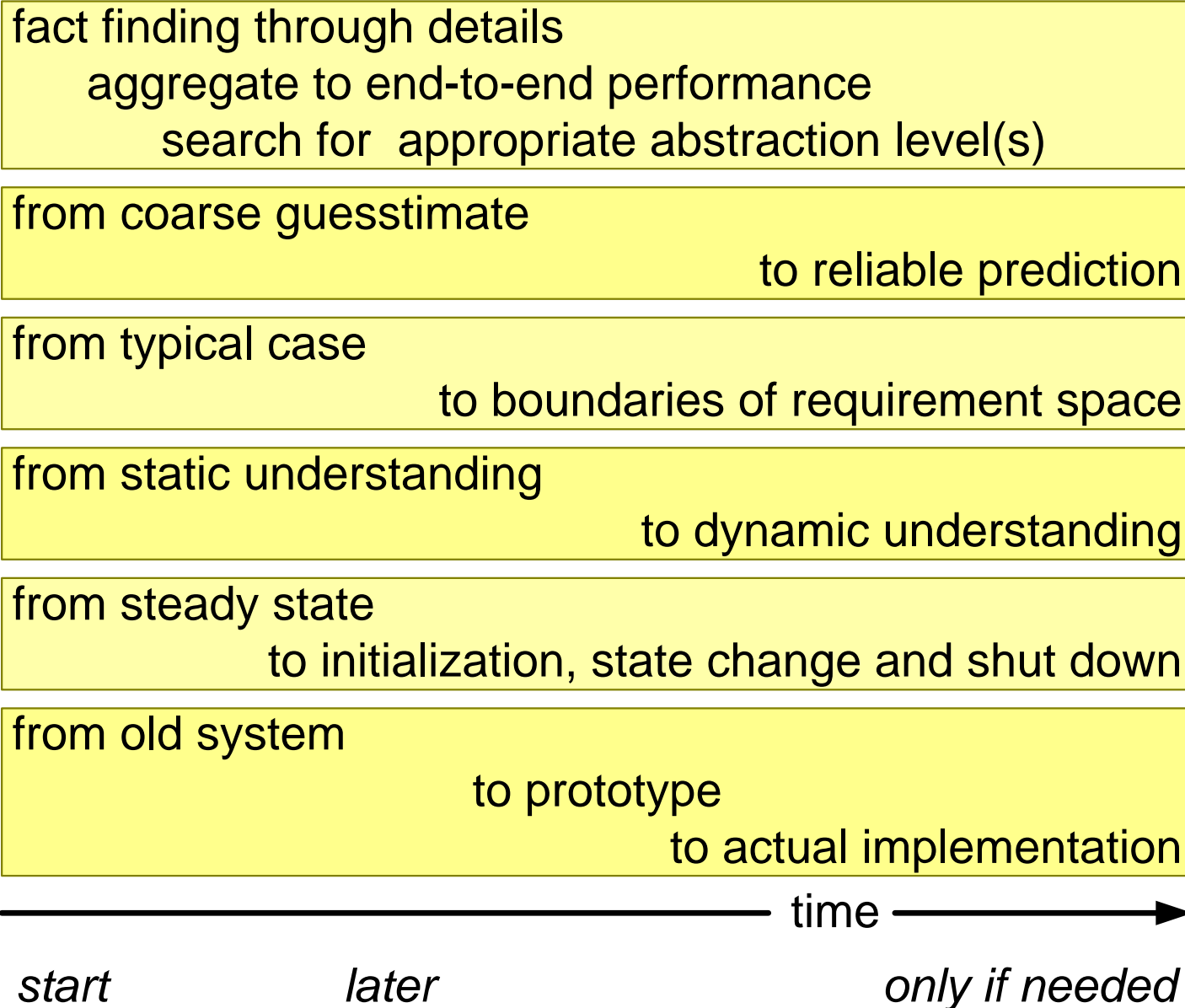


size proportional to power

Alternative Power Visualization



Evolution of Budget over Time



Potential Applications of Budget based design

- resource use (CPU, memory, disk, bus, network)
- timing (response, latency, start up, shutdown)
- productivity (throughput, reliability)
- Image Quality parameters (contrast, SNR, deformation, overlay, DOF)
- cost, space, time

What kind of budget is required?

static	dynamic
typical case	worst case
global	detailed
approximate	accurate

is the budget based on
wish, empirical data, extrapolation,
educated guess, or expectation?

Summary of Budgeting

A budget is a quantified instantiation of a model

A budget can prescribe or describe the contributions by parts of the solution to the system quality under consideration

A budget uses a decomposition in tens of elements

The numbers are based on historic data, user needs, first principles and measurements

Budgets are based on models and estimations

Budget visualization is critical for communication

Budgeting requires an incremental process

Many types of budgets can be made; start simple!

The Boderc project contributed to Budget Based Design. Especially the work of *Hennie Freriks, Peter van den Bosch (Océ), Heico Sandee and Maurice Heemels (TU/e, ESI)* has been valuable.